

Ottawa Branch Bulletin

January 2023



Message from the Chair Denise Conway



Hello lovely dancers,

I hope you had a wonderful holiday season and are now getting back into familiar routines like Scottish country dancing classes!



While it now seems quite a while ago, I still have vivid memories of the delightful Christmas Dance that Denise Jeanes and her team organized. There was a great turnout by both new and more seasoned dancers.

The sparkling decorations immediately put us in the festive spirit and dancing to whimsical holiday tunes let everyone know that this was going to be no ordinary social (if there is such a thing!). Many volunteers contributed to making the evening a success, but I would like to extend a special thank you to Chris Thorp for capturing the entire evening on video and making them available for us to enjoy. You will find the videos in the Members section of our website under "Event Photos". For privacy reasons, we ask that you not forward the videos to non-members.

Our weekly classes have resumed and plans for our February 10th social are well underway. The Afternoon Social class have put together a wonderful programme that everyone will enjoy.

Our much-anticipated Spring Ball will take place at the elegant Scotton Hall at the Glebe Community Centre on the evening of April 29th. Particularly exciting is the fact that we will be dancing to the live music of well-known Scottish country dance band, Don Bartlett and the Scottish Heirs. There's nothing better than live music to put "wings on your feet" as

they say. You can find more information on the Ball later in this bulletin.

For those who have never attended the branch's Spring Ball, suffice it to say that it is loads of fun with a definite touch of elegance. It is the highlight of our dancing year-- a culmination of all the effort that you have put into teaching and learning Scottish country dancing. The Ball Convenor, Breda Gusen, and her team are enthusiastically and energetically putting together a night to remember. She would be happy to answer any questions you might have about the venue, meal choices, pricing, etc. But if you've already made up your mind that you're going to the ball, you'll find the poster and ticket ordering form in this bulletin. It should be noted that the Branch very much encourages and welcomes dancers from other branches to join us at the Ball. So, if you can, please spread the word and encourage out-of-towners to make the trip to the nation's capital to join in the celebration, particularly since 2023 marks the centenary of RSCDS' founding.

Before I close off, I would be remiss if I didn't make reference to the medical emergency that took place at our Christmas dance. Fortunately, we have several members with health/medical backgrounds who took charge of the situation and the paramedics arrived swiftly to take over. Such situations remind us that we must endeavour to be better prepared to handle emergencies. To this end, our Convenors have asked you to provide them with ICE (In Case of Emergency) contact information. Thank you for your cooperation as we continuously try to improve our emergency preparedness.

Denise Conway
Chair

OTTAWA BRANCH EXECUTIVE 2022 – 2023

Chair	Denise Conway	chair@rscdsottawa.ca	613-741-7085
Vice-Chair	Phil Worthington	vicechair@rscdsottawa.ca	613-828-1524
Treasurer	Richard Hatherill	treasurer@rscdsottawa.ca	613-726-1331
Secretary	Tobe Odell	sec@rscdsottawa.ca	613-680-4808
Past-Chair	Todd Moxley	pastchair@rscdsottawa.ca	613-316-1521
Chair of Teachers	Marion Hamilton	teacherschair@rscdsottawa.ca	613-270-9787
Chair of Publicity	Gayle Davidson	publicity@rscdsottawa.ca	613-729-2404

Bulletin Editor: Denise bulletin@rscdsottawa.ca
 Branch Website: Charlie <https://rscdsottawa.ca>
 Facebook: John www.facebook.com/rscdsottawa/

We welcome additions to the bulletin! Send us your news, stories, and photos. Please email your submissions for the next RSCDS Ottawa Branch Bulletin to the [Bulletin Editor](#).

Weekly Class Schedule

Class	Day	Teacher	Location	Time
Level 1 & 2	Tuesday	Marion Hamilton	Parkdale	7:00-9:00
Afternoon Social	Wednesday	Eileen Black	Parkdale	12:30-2:30
Level 2 & 3	Thursday*	Charlie Inglis	Parkdale	7:00-9:00

Note that Parkdale Church is unavailable the evening of **Thursday, April 27. There will be no class on that evening.*

Schedule of Socials and Events 2022-2023

Event	Date	Time	Doors Open	Location	Programme	Convenor
February Social	10 Feb 23	7:30 pm	7:00 pm	Parkdale	Eileen Black	Leslie Roster / Aft. Social
March Social	17 Mar 23	7:30 pm	7:00 pm	Parkdale		L1/L2
Spring Ball	29 Apr 23	5:30 pm		Glebe Centre	Eileen Black	Breda Gusen
AGM	5 May 23	7:00 pm	6:30 pm (Dancing at 8 pm)	Parkdale		

RSCDS Ottawa Christmas Dance 2022



The RSCDS Ottawa Branch held its Christmas Dance on Saturday, December 10th at the Parkdale United Church. It was a fun evening of socializing, good food and best of all... Scottish dancing!



Wayne and Dawn Greer's decorations, along with Philip Worthington's twinkling lights, magically transformed the church hall into a lovely Christmas wonderland, creating a truly festive atmosphere.

The evening was off to a spectacular start with the traditional Grand March led by Wayne Greer and the piping-in of the dancers by Emily Porter.

Sixty-two Branch members then took to the dance floor to enjoy the Christmas-themed dance program provided by Charlie Inglis.

During the intermission, dancers enjoyed a selection of savoury and sweet treats as they socialized and rested their dancing feet.

The Christmas fun continued with the raffling of 11 lovely gift baskets and the singing of Christmas carols, led by Heather Reid on the piano.

A big thank you to all the eager volunteers who helped make the evening a success!

Happy New Year!
Denise Jeanes



One of the lovely programme posters produced by Heather Bale. All photos courtesy of Chris Thorpe.

Would you like to see the videos from the Christmas Dance taken by Chris Thorp? They are available on the Member's area of the Branch website. For those who haven't logged onto the website in a while...

- ❖ First, make sure you have your email address and the password used with the Branch [website](#). (If you can't find your password, don't worry – there's a 'Forgot Password?' option on the login screen. If you've never registered for a password, there's a simple option for that too.)
- ❖ Next, find the 'Members' section in the top right corner and sign in.
- ❖ Locate 'Branch Event Photos'
- ❖ Select *Christmas Dance 2022* from the dropdown list.
- ❖ **ENJOY!**

Hogman-eh! 2022

Hello Scottish Dancers,

The attached photo captures the great turnout to the celebration of the New Year in the Scottish manner – with a great band and various groups of Highland Dancers who were wonderful to watch!

Branch volunteers staffed our RSCDS Ottawa booth at the Hogman-eh celebration, handing out promotional cards and RSCDS Ottawa Branch Membership Application forms as they extolled the fun and benefits of Scottish country dance.

We also had a laptop looping a video of Scottish Dancing, which created lots of interest from people mingling at the booth (while their kids enjoyed the Quality Street candy Denise Conway had placed on the table!).



We will know if our efforts were successful if folk tell us in the years ahead that they learned about Scottish Country Dance at the **Hogman-eh 2022!**

Thanks to branch volunteers – Denise Conway, Andy and Joy Rivers, Fran, and Leslie Roster.

Best for the New Year,
Gayle Davidson
Publicity@rscdsottawa.ca

Wine Opening Tutorial by Guy Quesnel




Below is a most interesting video, which was produced by Guy Quesnel. For those of you who have not yet met Guy, he is a member of our Ottawa Branch and Ardbrae. The video is Guy's artistic and musical interpretation of de-corking a wine bottle in true Scottish fashion. Guy obtained the de-corker while attending a Xmas dinner at the Greers. The video is his way of saying thank you, and we all thought that his video should be shared with you. Way to go Guy!

<https://youtu.be/4AjT4wEe72A>

Mary Bridson has been amusing herself making rebus puzzles this Christmas. Can you guess these three dances?

(Answers on the last page.)





February Social

Friday, February 10th – 7:30 pm

Parkdale United Church Hall

The Wednesday Afternoon Social Class invites everyone to join in the “fun, fitness & friendship” of Scottish Country Dancing as we turn **snowflakes** into **hearts** at our

February Social 2023.

“My Heart is in Dancing”

By Roberta Burns (The Sweet Songstress of Scotland)

This poem is from Roberta’s “Romantic Period” and is especially appropriate for our February Social. Roberta was an avid Scottish Country Dancer and studied for years under the guidance of her famous teacher Phylleen MacBlack. This poem is entitled “My Heart is in Dancing” and was penned in 1786, which, coincidentally, was three years before her cousin, Robert Burns, wrote the words to his famous poem “My Heart’s in the Highlands.”

My heart is in dancing.
My heart’s all aglow.
My heart is in dancing
Wherever I go.

When dancing with loved ones
And friends I hold dear,
My heart is in dancing,
Each day of the year.

My heart is in dancing,
Though winter storms start.
My heart is in dancing,
Changing snowflakes to hearts.



February Social

“Changing Snowflakes to Hearts”

Parkdale United Church

February 20, 2023

7:30 pm

Programme by Eileen Black

Note: 3-Couple Dances are in 4-couple Sets unless otherwise indicated

	New Year Jig	32J3C	Maureen Robson	RSCDS Book 51
	The Royal Deeside Railway	32R3C	Ron Arrowsmith	RSCDS Book 40
	The Saint John River	32S4C Set	Prudence Edwards	A Centennial Collection
*	Shiftin' Bobbins	32R3C	Roy Clowes	Ormskirk 6
	Granville Market	32J3C	Elinor M Vandegrift	RSCDS Graded 2
*	MacDonald of Keppoch	M(2x32S+2X32R) Square	Chris Ronald	RSCDS Book 49
	The Winterlude Reel	32R3C	Monica Robertson	25 Dances for 25 Years
Break				
	Gibbs' Valentine Party	32R4C Set	Phil Campbell	25 Dances for 25 Years
*	Polharrow Burn	32R5C Set	Hugh Foss	Glendarroch SD Sheets
*	Midsummer Common	32S3C	T & L Ibbotson	RSCDS Book 49
	Joie de Vivre	32J3C	Irene van Maarseveen	RSCDS Book 39
	Hana	32S3C	Alex Gray	Tweeddale Collection 4
*	Miss Johnstone of Ardrossan	32R5C Set	Roy Goldring	14 Social Dances
	The Domino Five	32R5 persons Square	Derek Haynes	Carnforth Collection 4
	Kiss Under the Stairs	32J3C		Miss Milligan Miscellany 2
	Tap the Barrel	32R3C Set	Sue Burrige	Ness House 2
	The Button Boy	32R3C	Bill Zobel	Allanton Collection

*Designated for experienced dancers

FEBRUARY 2023 SOCIAL PROGRAMME



Cribs and videos from the Scottish Country Dancing Dictionary - From Charles Upton's MINICRIB by The MiniCrib Team
 www.minicrib.org.uk February 2017. Diagrams from Keith Rose's Crib Diagrams (Bedford Scottish Dance Group)

(Dance name in blue indicates video included)

NEW YEAR JIG	(J8x32) 3C (4C Set)	Maureen Robson	RSCDS Book 51															
1- 8	1 st couple Figures of 8 on own sides (RSh to 2 nd couple to start) (1 st Lady ending facing out)																	
9-16	1 st , 2 nd and 3 rd couples RSh Reels of 3 on own sides (RSh to 2 nd couple to start) (1 st Lady ending facing out)																	
17-24	1 st Lady, followed by 1 st Man, Casts behind 2 nd Lady, up between 2 nd couple, behind 2 nd Man, crosses to 2 nd place on own side (1 st Lady ending facing out), (2 nd couple step up on bars 23-24)																	
25-32	1 st and 3 rd couples RHA ; 2 nd and 1 st couples LHA (1 st Lady ending facing out)																	
<table border="1" style="width: 100%; border-collapse: collapse;"> <thead> <tr> <th colspan="3" style="text-align: left;">NEW YEAR JIG</th> <th colspan="2" style="text-align: right;">8x32 J</th> </tr> </thead> <tbody> <tr> <td style="text-align: center;"></td> <td style="text-align: center;"></td> <td style="text-align: center;"></td> <td style="text-align: center;">1 3 RA</td> <td style="text-align: center;">2 1 LA</td> </tr> <tr> <td colspan="3" style="font-size: small;">Maureen Robson, 1995, RSCDS Book 51</td> <td colspan="2" style="font-size: small;">3C/4C longwise set.</td> </tr> </tbody> </table>				NEW YEAR JIG			8x32 J					1 3 RA	2 1 LA	Maureen Robson, 1995, RSCDS Book 51			3C/4C longwise set.	
NEW YEAR JIG			8x32 J															
			1 3 RA	2 1 LA														
Maureen Robson, 1995, RSCDS Book 51			3C/4C longwise set.															

THE ROYAL DEESIDE RAILWAY	(R8x32) 3C (4C Set)	Ron Arrowsmith	RSCDS Book 40																							
1- 8	1 st couple Cross down (no hands) below 3 rd couple (2 nd couple step up on bars 3-4), Cast up 1 place on opposite sides and dance in to face 2 nd Lady; 1 st couple and 2 nd Lady RH Across																									
9-16	1 st couple and 2 nd Man LH Across ending with 1 st Lady (with partner behind her) in the middle facing up; 1 st couple dance up to top and Cast 1 place on own sides to face 3 rd Man																									
17-24	1 st couple and 3 rd Man RH Across ; 1 st couple and 3 rd Lady LH Across to end 1 st Lady (with partner behind her) in the centre facing down																									
25-32	1 st couple dance down below 3 rd couple, Cast up on own sides to 2 nd place; 2 nd , 1 st and 3 rd couples Turn RH																									
<table border="1" style="width: 100%; border-collapse: collapse;"> <thead> <tr> <th colspan="5" style="text-align: left;">THE ROYAL DEESIDE RAILWAY</th> <th colspan="3" style="text-align: right;">8x32 R</th> </tr> </thead> <tbody> <tr> <td style="text-align: center;"></td> <td style="text-align: center;"></td> <td style="text-align: center;">LA </td> <td style="text-align: center;">RA </td> <td style="text-align: center;">LA </td> <td style="text-align: center;"></td> <td style="text-align: center;">2 1 3 T_R</td> </tr> <tr> <td colspan="5" style="font-size: small;">Ron Arrowsmith, 1987, RSCDS Book 40.9</td> <td colspan="3" style="font-size: small;">3C/4C longwise set.</td> </tr> </tbody> </table>				THE ROYAL DEESIDE RAILWAY					8x32 R					LA 	RA 	LA 		2 1 3 T_R	Ron Arrowsmith, 1987, RSCDS Book 40.9					3C/4C longwise set.		
THE ROYAL DEESIDE RAILWAY					8x32 R																					
		LA 	RA 	LA 		2 1 3 T_R																				
Ron Arrowsmith, 1987, RSCDS Book 40.9					3C/4C longwise set.																					

THE SAINT JOHN RIVER	(S4x32) 4C Set	Prudence Edwards	A Centennial Collection
1- 8	1 st Lady, followed by 1 st Man, Casts 1 place, crosses to opposite side, Casts down behind 3 rd Man, crosses to own side, Casts down behind 4 th Lady, crosses to 4 th place on opposite side (1 st Man to 4 th Lady's place)		
9-16	1 st couple dance up 1 place under arch made by 4 th couple (2 bars), Turn 1½ times 2H (4 bars), dance up under arch made by 2 nd couple to original places (2 bars)		
17-28	1 st couple, followed by 2 nd , 3 rd and 4 th couples, dance Down the Middle (2 nd , 3 rd and 4 th couples dance up the sides to start) (4 th couple dance in slightly on bar 20 (no hands); 4 th couple, followed by 3 rd , 2 nd and 1 st couples (who dance Up the Middle), Cast to original places on own sides		
25-32	All Back-to-Back with partners; 1 st couple change places on sides with 2 nd couple RH (1 bar), with 3 rd couple LH (1 bar) and with 4 th couple RH (2 bars)		

THE SAINT JOHN RIVER		4x32 S	
1 2 3 4 D	$T_{B1\frac{1}{2}}$ 4 bars	X_R (1 bar)	X_L (1 bar) X_R (2 bars)
Prudence Edwards, 1966, New Brunswick Collection		4C/4C longwise set.	

SHIFTIN' BOBBINS	(R8x32) 3C (4C Set)	Roy Clowes	Ormskirk 6
1- 8	1 st couple Cross RH to Double Triangle position with 2 nd and 3 rd couples (2 nd couple step up on bars 1-2) and Set ; 1 st couple Cast up to top, meet and dance down until they are between 2 nd and 3 rd couples in the centre facing down		
9-16	1 st Lady dances RH Across with 2 nd and 3 rd Men while 1 st Man dances LH Across with 2 nd and 3 rd Ladies; 1 st couple, followed by 2 nd and 3 rd couples, dance Down the Middle		
17-24	3 rd couple, followed by 2 nd and 1 st couple dance Up to the top , 3 rd and 2 nd couples Cast down to 3 rd and 1 st places while 1 st couple remain in the centre in 2 nd place facing up; 1 st Lady dances LH Across with 2 nd and 3 rd Men while 1 st Man dances RH Across with 2 nd and 3 rd Ladies		
25-32	1 st couple dance up to the top and Cast down to 2 nd place opposite side; 1 st couple $\frac{1}{2}$ Figure of 8 round 2 nd couple to end in 2 nd place on own sides		

SHIFTIN' BOBBINS		8x32 R	
S	LA	RA	LA
Roy Clowes, Ormskirk Book 6, RSCDS Thirty Popular Dances Vol 2		3C/4C longwise set.	

GRANVILLE MARKET	(J8x32) 3C (4C set)	Elinor M Vandegrift	RSCDS Graded 2
1- 8	1 st and 2 nd couples RH Across and LH back		
9-16	1 st couple Cross RH and Cast 1 place; 1 st couple $\frac{1}{2}$ Figure of 8 round 2 nd couple to end facing 1 st corners		
17-24	1 st couple Turn 1 st corners RH and pass RSh to face 2 nd corners; 1 st couple Turn 2 nd corners RH and pass RSh to end in 2 nd place on own sides		
25-32	2 nd , 1 st and 3 rd couples 6-Hands Round and Back		

GRANVILLE MARKET		8x32 J	
RA	LA	X_R 1	T_R
Elinor M Vandegrift, RSCDS Graded Book 2.18		3C/4C longwise set.	

MACDONALD OF KEPPOCH	M(2x32S+2x32R) Square Set	Chris Ronald	RSCDS Book 49
1- 8	1 st and 3 rd couples 6-bars of Rights and Lefts ending in the middle facing side couples, all Set		
9-16	RSh Reels of 4 Across (1 st and 3 rd couples ending in a line up and down the middle of the set, ladies facing each other in the middle) ready for.....		
17-24	Reel of 4 up/down (1 st Lady and 3 rd Lady pass RSh), all pass LSh at ends, RSh in the middle ending facing partners in original places		
25-32	All Set , all Turn partner RH $1\frac{1}{4}$ times into promenade hold, dance 1 place anticlockwise		

MacDONALD OF KEPPOCH		2x32 S + 2x32 R	
1 3 RL _{3/4}	 S	 PROM 1 place Anticlockwise to 2 3 4 1	 PROM 1 place Anticlockwise to 2 3 4 1
ALL		ALL	
 S T _R 1 ₄ 4 bars	 PROM 1 place Anticlockwise to 2 3 4 1		
<small>Chris Ronald, 2013, RSCDS Book 49.11</small>		<small>4C/4C square set.</small>	

THE WINTERLUDE REEL	(R8x32) 3C (4C Set)	Monica Robertson	25 Dances for 25 Years
1- 8	1 st couple, in promenade hold (Lady on Man's left), RSh Reel of 3 Across with 2 nd couple (1 st couple to 2 nd Man to begin)		
9-16	1 st Man passes 1 st Lady in front to dance Reels of 3 on opposite sides ending in 2 nd place on opposite sides		
17-24	1 st couple Set, dance down between 3 rd couple, Cast up to 2 nd place and Set		
25-32	1 st couple Turn 1¼ times RH, 1 st Lady dances up between 2 nd couple while 1 st Man dances down between 3 rd couple, both Cast to their right ending in 2 nd place on own sides		
<i>Diagram not available.</i>			

GIBBS' VALENTINE PARTY	(R4x32) (4C Set)	Phil Campbell	25 Dances for 25 Years												
1- 8	All Cross RH, chase clockwise to own sides														
9-16	4 th couple with 3 rd couple, 2 nd couple with 1 st couple RH Across and LH Across														
17-24	1 st couple dance up to top, curve into 1 st place (4 th , 3 rd and 2 nd couples step down on bar 19-20); all Turn RH (4 bars), ready for														
25-21	All Allemande														
<table border="1" style="width: 100%; border-collapse: collapse;"> <tr> <td colspan="2" style="text-align: center;">GIBBS' VALENTINE PARTY</td> <td colspan="2" style="text-align: center;">4x32 R</td> </tr> <tr> <td style="text-align: center;"> ALL X_R </td> <td style="text-align: center;"> 4 3 2 1 RA LA </td> <td style="text-align: center;"> ALL T_R </td> <td style="text-align: center;"> 1 4 3 2 A to 2 3 4 1 </td> </tr> <tr> <td colspan="2" style="text-align: center;"><small>P Campbell, 25 Dances for 25 Years</small></td> <td colspan="2" style="text-align: center;"><small>4C/4C longwise se</small></td> </tr> </table>				GIBBS' VALENTINE PARTY		4x32 R		ALL X_R	4 3 2 1 RA LA	 ALL T_R	1 4 3 2 A to 2 3 4 1	<small>P Campbell, 25 Dances for 25 Years</small>		<small>4C/4C longwise se</small>	
GIBBS' VALENTINE PARTY		4x32 R													
ALL X_R	4 3 2 1 RA LA	 ALL T_R	1 4 3 2 A to 2 3 4 1												
<small>P Campbell, 25 Dances for 25 Years</small>		<small>4C/4C longwise se</small>													

POLHARROW BURN	(R5x32) 5C Set	Hugh Foss	Glendarroch SD Sheets
1- 8	1 st and 3 rd couples Cross RH, Cast 1 place (2 nd and 4 th couples step up on bars 3-4); 1 st couple ½ Figure of 8 up round 2 nd couple while 3 rd couple ½ Figure of 8 up round 4 th couple		
9-16	1 st and 3 rd couples Turn RH then LH to face 1 st corners while 2 nd and 5 th couple change places with partner RH and chase clockwise to opposite end of set		
17-24	1 st and 3 rd couples ½ Diagonal Reels of 4 with 1 st corners, pass partner LSh into ½ Diagonal Reels of 4 with 2 nd corners		
25-32	1 st and 3 rd couples ½ Diagonal Reels of 4 with 3 rd corner (partner's 1 st corner); Turn partner LH and Cast 1 place		

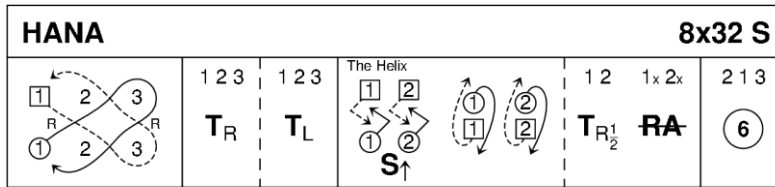
POLHARROW BURN		5x32 R	
1 3 			
			1 3
Hugh Foss, 1967, Glendarroch S D Sheets, www.dancearchives.co.uk		5C/5C longwise set.	

MIDSUMMER COMMON		(S8x32) 3C (4C Set)	Tom and Lindsey Ibbotson	RSCDS Book 49																				
1- 8	1 st couple Set , ½ Turn RH , lead down , cross below 3 rd couple, cast up to 2 nd place on own sides (2 nd couple step up on bars 5-6)																							
9-16	1 st couple Set advancing to 1 st corners, Turn 1 st corners 2H ending 1 st Man between 3 rd couple, 1 st Lady between 2 nd couple; 1 st couple Set advancing to 2 nd corners, Turn 2 nd corners 2H end retaining 2 nd corners LH																							
17-24	1 st Man with 2 nd couple, 1 st Lady with 3 rd couple 3-Hands round to the left, 1 st couple pull RSh back to face up/down the set, 1 st couple Set , Petronella Turn to 2 nd place on own sides																							
25-32	2 nd and 1 st couples Strathspey Pousette																							
<table border="1"> <thead> <tr> <th colspan="2">MIDSUMMER COMMON</th> <th colspan="3">8x32 S</th> </tr> </thead> <tbody> <tr> <td></td> <td></td> <td></td> <td></td> <td></td> </tr> <tr> <td></td> <td></td> <td></td> <td></td> <td></td> </tr> <tr> <td colspan="2">Tom and Lindsey Ibbotson, 2013, RSCDS Book 49.3</td> <td colspan="3">3C/4C longwise set.</td> </tr> </tbody> </table>					MIDSUMMER COMMON		8x32 S													Tom and Lindsey Ibbotson, 2013, RSCDS Book 49.3		3C/4C longwise set.		
MIDSUMMER COMMON		8x32 S																						
Tom and Lindsey Ibbotson, 2013, RSCDS Book 49.3		3C/4C longwise set.																						

JOIE DE VIVRE		(J8x32) 3C (4C set)	Irene van Maarseveen	RSCDS Book 39																												
1- 8	1 st couple Set , Cast 1 place (2 nd couple step up on bars 3-4); 1 st couple dance down between 3 rd couple and Cast up to 2 nd place on own sides																															
9-16	2 nd , 1 st and 3 rd couples Turn RH and Chase ½-way round clockwise																															
17-24	3 rd , 1 st and 2 nd couples Back-to-Back , Set and ½ Turn partners RH, ready for																															
25-32	3 rd , 1 st and 2 nd couples Allemande																															
<table border="1"> <thead> <tr> <th colspan="2">JOIE DE VIVRE</th> <th colspan="5">8x32 J</th> </tr> </thead> <tbody> <tr> <td></td> <td></td> <td></td> <td></td> <td></td> <td></td> <td></td> </tr> <tr> <td></td> <td></td> <td></td> <td></td> <td></td> <td></td> <td></td> </tr> <tr> <td colspan="2">Irene van Maarseveen, 1996, RSCDS Book 39.2, RSCDS Thirty Popular Dances Vol 2</td> <td colspan="5">3C/4C longwise set.</td> </tr> </tbody> </table>					JOIE DE VIVRE		8x32 J																			Irene van Maarseveen, 1996, RSCDS Book 39.2, RSCDS Thirty Popular Dances Vol 2		3C/4C longwise set.				
JOIE DE VIVRE		8x32 J																														
Irene van Maarseveen, 1996, RSCDS Book 39.2, RSCDS Thirty Popular Dances Vol 2		3C/4C longwise set.																														

HANA		(S8x32) 3C (4C Set)	Alex Gray	Tweeddale Collection 4
1- 8	1 st couple, giving RH, Cross down, Cast behind 3 rd couple, meet below 3 rd couple; 1 st couple Lead up crossing between 3 rd and 2 nd couples, Cast up behind 2 nd couple to original places			

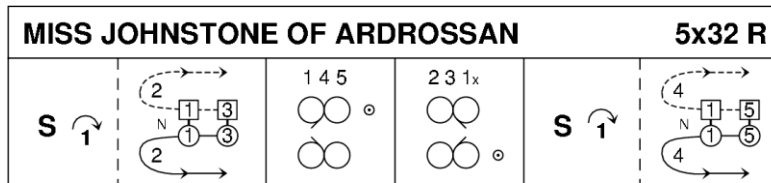
9-16	1 st , 2 nd and 3 rd couples Turn partners RH and LH
17-24	1 st and 2 nd couples Set Advancing , passing partner LSh to dance the Helix: Cast right (pull RSh back) to own sides, ½ Turn partners RH and dance ½ RH Across
25-32	2 nd , 1 st and 3 rd couples 6-Hands Round and Back



Alex Gray, 2009, Tweeddale Collection 4

3C/4C longwise set.

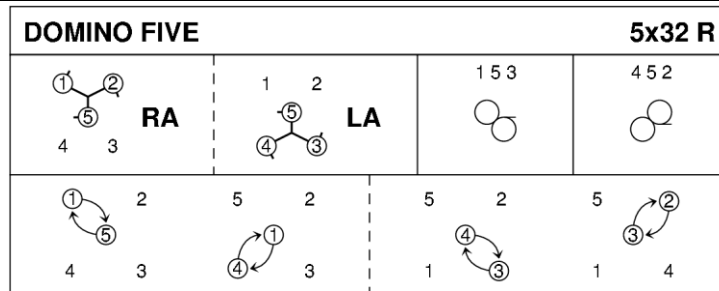
MISS JOHNSTONE OF ARDROSSAN	(R5x32) 5C Set	Roy Goldring	14 Social Dances
1- 8	1 st couple Set , Cast 1 place, 1 st couple followed by 3 rd couple dance up and Cast (1 st couple to 3 rd place and 3 rd couple to 2 nd place) (2 nd couple step up on bars 5-6)		
9-16	1 st couple Cross down into Mirror Reels of 3 with 4 th and 5 th couples on opposite sides (1 st couple end in 3 rd place on opposite sides)		
17-24	1 st couple Cross up into Mirror Reels of 3 on own sides with 2 nd and 3 rd couples (1 st couple end in 3 rd place on own sides)		
25-32	1 st couple Set , Cast 1 place, 1 st couple followed by 5 th couple dance up between 4 th couple and Cast (1 st couple to 5 th place and 5 th couple to 4 th place) (4 th couple step up on bars 31-32)		



Roy Goldring, 2000, 14 Social Dances for 2000, RSCDS Thirty Popular Dances Vol 2

5C/5C longwise set.

DOMINO FIVE	(R5x32) 5 person Square Set	Derek Haynes	Carnforth Collection 4
1- 8	Dancers 5+1+2 RH Across ; Dancers 5+3+4 LH Across		
9-16	Dancers 5+1+3 RSh Reel of 3 on diagonal (5 and 1 pass RSh to begin)		
17-24	Dancers 5+4+2 LSh Reel of 3 on diagonal (5 and 4 pass LSh to begin)		
25-32	Dancer 5 changes place with Dancer 1 (pass RSh), Dancer 1 changes with Dancer 4, Dancer 4 changes with Dancer 3, Dancer 3 changes with Dancer 2		



Derek Haynes, Carnforth 4, RSCDS Graded Book 2.11

5P/5P square set.

KISS UNDER THE STAIRS		(J8x32) 3C (4C Set)	Miss Milligan Miscellany 2
1- 8	1 st couple Set, Cast 1 place (2 nd couple step up on bars 3-4); 4-Hands Round to the left with 3 rd couple		
9-16	1 st couple Set, Cast up to 1 st place (2 nd couple step down on bars 11-12); 4-Hands Round to the left with 2 nd couple		
17-24	1 st couple lead down for 2 bars, lead up for 2 bars; Cast 1 place and Turn RH to face down		
25-32	1 st couple lead down below 3 rd couple, Cast up to 2 nd place; 2 nd , 1 st and 3 rd couples Turn RH		

KISS UNDER THE STAIRS		8x32 J
1 3 S 1 (4)	1 2 S 1 (4)	↔ 1 T _R
↔	↔	2 1 3 1 1 T _R

RSCDS MMM (38) 3C/4C longwise set.

TAP THE BARREL		(R3x32) 3C Set	Sue Burridge	Ness House 2
1- 8	1 st Lady and 3 rd Man change places RH , 1 st Man and 3 rd Lady change places RH , 2 nd couple Cross RH then all ½ Turn into Allemande hold ready for			
9-16	All Allemande			
17-24	1 st couple Set and Cast 1 place (2 nd couple step up on bars 19-20); 3 rd couple Set and Cast up 1 place (1 st couple step down on bars 23-24)			
25-32	All 6-Hands Round and Back			

TAP THE BARREL		3x32 R
① X _R ③	③ X _R ①	② 3x 2x 1x X _R T _R ₂ ②
↔	↔	3 2 1 A
↔	↔	3 S 1 S 1 (6)

Sue Burridge, Ness House Collection 2, RSCDS Graded Book 3.1 3C/3C longwise set.

BUTTON BOY		(R8x32) 3C (4C Set)	Bill Zobel	Allanton Collection
1- 8	1 st couple Mirror Reels of 3 on own sides (1 st couple in and down to start)			
9-16	1 st couple Crossover (Mirror) Reels of 3 on opposite sides ending back to back in 2 nd place facing opposite sides (2 nd couple now in 1 st place), ready for			
17-24	1 st couple Double Triangles ending facing down (Lady on Man's right)			
25-32	1 st couple dance Down the Middle , Lady dancing under Man's arm on bars 27-28; 1 st couple dance Up to 2 nd place on own sides			

THE BUTTON BOY		8x32 R
○○	⊙○○	DT
○○	○○	↔ T ₂ ← L under Ms arm

Bill Zobel, Allanton Collection 3C/4C longwise set

Dancing Near and Far

March 25, 2023 – Toronto West End Workshop. Classes, lunch and Afternoon Tea Dance. To be held at Humberwood Community Centre in Etobicoke. [Link to details.](#)

March 31, April 1 & 2 – Lethbridge Scottish Country Dancing Workshop and Ball. Celebrating the 25th workshop and 40+ years of dancing. Event takes place at the Signature Sandman Lethbridge Lodge. Information and the registration form can be found on the website: <http://www.lethbridgescottishcountrydance.org/>

April 1, 2023 – RSCDS Hamilton Branch Ball. Scottish Rite, 4 Queen St. S. Music by Scotch Mist. [Link to Details.](#)

April 21 and 22, 2023 – Washington Branch Capital Weekend Event. Details for this event available on the website: <https://www.rscds-greaterdc.org/>

April 21-23, 2023 – RSCDS Winnipeg Workshop and Ball. Celebrating the 60th anniversary of the branch and the 50th of the workshop and ball. Teachers: Linda Henderson and Jim Stott. Musicians: Mary Ross, Janette Polson, and Ron Krug. Check the RSCDS Winnipeg [website](#) for more information as it becomes available.

April 22, 2023 – West Toronto Ball. To be held in the Crystal Grand Banquet Hall, Mississauga. Tickets go on sale in February. Musicians: Scotch Mist Trio. Free parking. [Link to details.](#)

April 29, 2023 – RSCDS Ottawa Annual Spring Ball. The Branch spring ball will take place at The Glebe Community Centre, 175 Third Avenue, Ottawa with live music by The Scottish Heirs. See flyer included in this bulletin for more information.

May 26-28th, 2023 – RSCDS Spring Fling (and Fringe). Registration for this event is now open. See flyer included in this bulletin for details www.springfling2023.ca.

Summer School 2023 – St. Andrews. An action-packed four weeks of dancing in the historic town of St. Andrews. More information is available on the [website](#).



July 30 to August 6, 2023 – TAC Summer School. Enjoy a week of dancing in Halifax, Nova Scotia. Details can be found on the [website](#).



TAC Summer School
July 30 – August 6, 2023



Teachers
Sharon Barker (Canada)
Gary Coull (Scotland)
Alan Twigg (USA)
Ron Wallace (USA)

Musicians
Kathy Fraser Collins (Director)
Fred Collins, Ian Muir, Judi Nicolson, Gary Thomas, Don Wood

Enjoy a week of dancing in Halifax, Nova Scotia
Dancers of all levels welcome

Celebrate!
 **65**
1958-2023

Check website for updates and online registration
tac-rscds.org
Sponsored by Scottish Country Dance Teachers' Association (Canada)



Spring Fling  2023

TORONTO



The Scottish Country Dance Festival
for 12 - 35 year olds

26th - 28th
May 2023



Spring Fling Toronto, Canada

26th-28th May 2023, the first
Spring Fling outside of Europe!
www.springfling2023.ca

SPRING FRINGE
2023

SPRING FRINGE will run parallel to the FLING, with teachers and musicians alternating between Saturday and Sunday classes

TEACHERS:
Linda Henderson, USA
Gavin Keachie, Canada
Fiona Mackie, UK

MUSICIANS:
Don Bartlett, Canada
Laird Brown, Canada
Mara Shea, USA
Donny Wood, Canada

DANCE VENUES AND ACCOMMODATION:
Glendon Campus, York University
Midtown Toronto

TORONTO  2023

THE ROYAL SCOTTISH COUNTRY DANCE SOCIETY
12 Coates Crescent, Edinburgh, EH3 7AF | +44 (0)131 225 3854
www.rscds.org | info@rscds.org | Charity No. SC016085,
Company No. SC460550



100 YEARS

CELEBRATING DANCE SCOTTISH



**RSCDS OTTAWA BRANCH
SPRING BALL**
APRIL 29TH 2023
5.30PM - 11.30PM
THE GLEBE COMMUNITY CENTRE
175 THIRD AVE, OTTAWA
LIVE MUSIC
BY
DON BARTLETT AND JACQUIE FLOYD
OF
THE SCOTTISH HEIRS



SCHEDULE OF EVENTS

- 5.30pm Punch Reception. Cash Bar Opens
- 6.15pm Dinner
- 8pm Grand March
- 8.15pm Dancing

Ticket cost:

- Dining and Dancing \$120
- Beginners \$90
- Dining Only \$90
- Dancing Only \$90 (arrive 7.45pm)

For Tickets:

Contact Breda Gusen

events@rscdsottawa.ca

Ticket Registration also available by mail - see registration form attached.

Specify Choice for Main Course:

Chicken; Baked Salmon; or
Vegetarian/Vegan

DANCE PROGRAMME

1. RABBIE'S REEL - R32 4/4L Fife Council P.E.V.T.S.: RSCDS XL
2. THE SCALLYWAG J40 3/4L Jennifer Kelly: RSCDS LII
3. 12 COATES CRESCENT S32 4/4L RSCDS: RSCDS XL
4. MRS STEWART OF FASNACLOICH R32 3/4L RSCDS: Leaflets
5. JOIE DE VIVRE J32 3/4L - Irene van Maarseveen: RSCDS XXXIX
6. HANA S32 3/4L Alex Gray: Tweeddale Collection, Volume 4
7. MACDONALD OF KEPPOCH M128 4S Chris Ronald: RSCDS XLIX
Break
8. FOLLOW ME HOME J32 · 3/4L Ellie Briscoe: RSCDS XXXVIII
9. THE ROYAL DEESIDE RAILWAY R32 · 3/4L R Arrowsmith: RSCDS XL
10. MISS MILLIGAN'S STRATHSPEY S32 · 3/4L RSCDS: Leaflets
11. THE DEIL AMANG THE TAILORS R32 · 3/4L RSCDS XIV
12. FRIENDSHIPS S32 · 4/4L Jennie Miller: RSCDS Graded 3
13. TAP THE BARREL R32 · 3/3L Sue Burridge: RSCDS Graded 3
14. THE GALLOPING CAROUSEL J32 · 4/4L John de Chastelain: Ottawa 25

Extras

15. THE TRI-MARINER R32 · 3/4L Ann Dix: RSCDS XLVIII
16. CITY OF BELFAST S32 · 3/3L Lucy Mulholland: RSCDS XLVIII
17. MISS ALLIE ANDERSON J32 · 3/4L Mina Corson: RSCDS Leaflets

Devised by Eileen Black

Cribs available at:

<https://my.strathspey.org/dd/list/37177/>





Registration Form

RSCDS Ottawa Spring Ball

April 29th 2023



Print Name: _____

Meal Choice: _____

Signature: _____

Print Name: _____

Meal Choice: _____

Signature _____

Address: _____

City: _____ Postal Code: _____

Telephone: _____

Email: _____

Please reserve: # ____ tickets at \$120.00 for Dining and Dancing;

____ tickets at \$90 each for 1st year dancers;

____ tickets at \$90 each for Diners only;

____ tickets at \$90 each for Dancers only;

Total \$ _____

Specify Dietary restrictions: _____

Mail to Breda Gusen, 6074 Voyageur Drive, Ottawa, ON K1C 2P6 (cheques payable to RSCDS Ottawa Branch) or Email and etransfer to events@rscdsottawa.ca



100 YEARS

CELEBRATING DANCE SCOTTISH

Hello dancers,

As winter unfolds and we become engrossed in our invigorating hobby, it's wonderful to feel our bodies, minds, and spirits waking up to benefits from Scottish Country Dancing. I congratulate you all for your incredible attendance and enthusiasm as well as your consideration, staying home if you feel unwell. These habits have enabled classes to continue with great enjoyment and success. Thank you.



We are lucky to have some very comprehensive websites to visit to enhance this enjoyment. If you would like to check out a dance crib or video or just enjoy watching people dance something we have done in class (or something entirely new!) you can enter the name of a dance or formation in YouTube, which will often get results, or go to <https://www.scottish-country-dancing-dictionary.com/dance-cribs.html> or <https://my.strathspey.org/dd/list/>. Take a moment to search these websites. They can be a font of information, from steps and formations, to dances and videos.

Hope this helps enhance your enjoyment of your dance experience. It could be very fun to do snuggling up with some hot chocolate if it's particularly stormy outside!

Maybe give it a try!!

See you soon,

Marion Hamilton
Chair of Instructors

Answers to Rebus Puzzles Quiz on page 4.

3. Highland Rambler

2. Maxwell's Rant

1. Sally's Fancy